

03 Talking about yourself

It's useful to know how to say your age and where you come from. You can use the verb "to be" to talk about these topics.

New language "To be" with ages and nationalities

Vocabulary Numbers and nationalities

New skill Talking about yourself

3.1 KEY LANGUAGE SAYING YOUR AGE

Use the verb "to be" to talk about your age.



How old are you?



I am 25 years old.

The verb "to be" changes with the subject.



3.2 FURTHER EXAMPLES SAYING YOUR AGE

Ruby is seven years old.



Izzy and Chloe are 13.



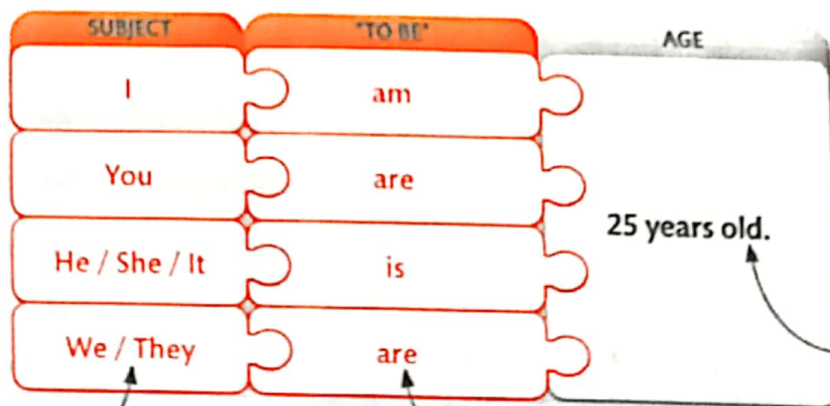
I'm 44 today.



My grandma is 92 years old.



3.3 HOW TO FORM SAYING YOUR AGE



These are pronouns. They are the subjects of these sentences.

The verb changes with the subject.

The number can be followed by "years old."

3.4 VOCABULARY NUMBERS

1

one

2

two

3

three

4

four

5

five

6

six

7

seven

8

eight

9

nine

10

ten

11

eleven

12

twelve

13

thirteen

14

fourteen

15

fifteen

16

sixteen

17

seventeen

18

eighteen

19

nineteen

20

twenty

21

twenty-one

22

twenty-two

30

thirty

40

forty

50

fifty

60

sixty

70

seventy

80

eighty

90

ninety

100

one hundred



Aa

3.5 WRITE THE NUMBERS AS WORDS

3 = three

① 11 = _____

② 17 = _____

③ 34 = _____

④ 59 = _____

⑤ 85 = _____



3.6 FILL IN THE GAPS WITH THE CORRECT FORMS OF "TO BE"

Michael is 32 years old.

① Theo _____ 45 years old.

② Madison _____ 27 years old.

③ Jeremy and Tanya _____ 90 years old.

④ We _____ 29 years old.

⑤ I _____ 34 years old.



3.7 PRONUNCIATION SIMILAR SOUNDING NUMBERS

It is important to stress the correct syllable in these numbers.

	Stress the last syllables.		Stress the first syllables.
13	<u>Thir</u> teen	30	Thir <u>ty</u>
14	<u>Four</u> teen	40	For <u>ty</u>
15	<u>Fif</u> teen	50	Fif <u>ty</u>
16	<u>Six</u> teen	60	Six <u>ty</u>
17	<u>Sev</u> enteen	70	Sev <u>en</u> ty
18	<u>Eigh</u> teen	80	Eigh <u>t</u> y
19	<u>Nin</u> eteen	90	Nin <u>e</u> ty



3.8 LISTEN TO THE AUDIO AND MARK THE CORRECT AGES

Tamar	15	<input type="checkbox"/>	50	<input checked="" type="checkbox"/>
① Bobby	14	<input type="checkbox"/>	40	<input type="checkbox"/>
② Carl	13	<input type="checkbox"/>	30	<input type="checkbox"/>
③ Lia	19	<input type="checkbox"/>	90	<input type="checkbox"/>
④ Sam	16	<input type="checkbox"/>	60	<input type="checkbox"/>
⑤ Molly	18	<input type="checkbox"/>	80	<input type="checkbox"/>
⑥ Justin	17	<input type="checkbox"/>	70	<input type="checkbox"/>
⑦ Ada	13	<input type="checkbox"/>	30	<input type="checkbox"/>

3.9 KEY LANGUAGE SAYING WHERE YOU'RE FROM

There are different ways of saying where you are from.

"Where" is the question word for place.

Remember, "to be" changes with the subject.

Where are you from?



I am from Spain.

This describes the country that you belong to.

You use an adjective to talk about nationality.

What nationality are you?



I'm Spanish.



3.10 FURTHER EXAMPLES SAYING WHERE YOU'RE FROM

I am Dutch.



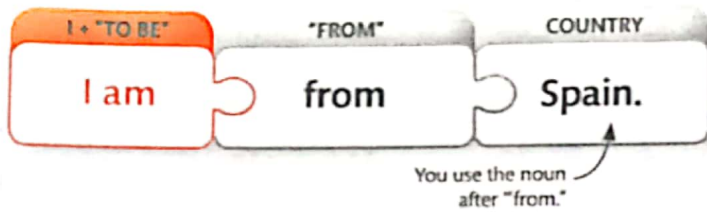
We are Italian.



I'm from Switzerland.



3.11 HOW TO FORM SAYING WHERE YOU'RE FROM



Aa 3.12 MATCH EACH FLAG TO ITS COUNTRY

1 Japan

2 UK

3 France

4 US

3.13 WRITE THE NATIONALITY FOR EACH COUNTRY

Italy = Italian

① Spain = _____

② Germany = _____

③ Canada = _____

④ America = _____

⑤ Australia = _____

⑥ China = _____

3.14 USE THE CHART TO CREATE 12 CORRECT SENTENCES AND SAY THEM OUT LOUD

I am Australian.

Start with a pronoun.

Choose the correct form of the verb, with or without "from."

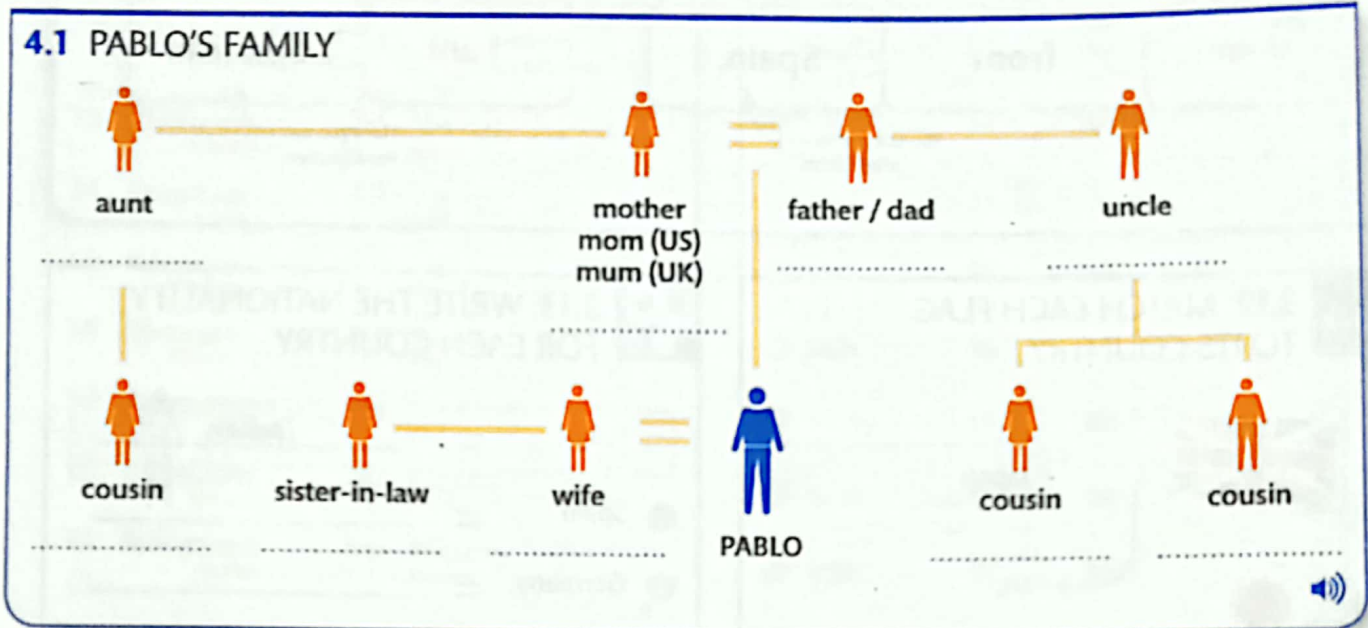
Finish with a noun or an adjective.

03 CHECKLIST

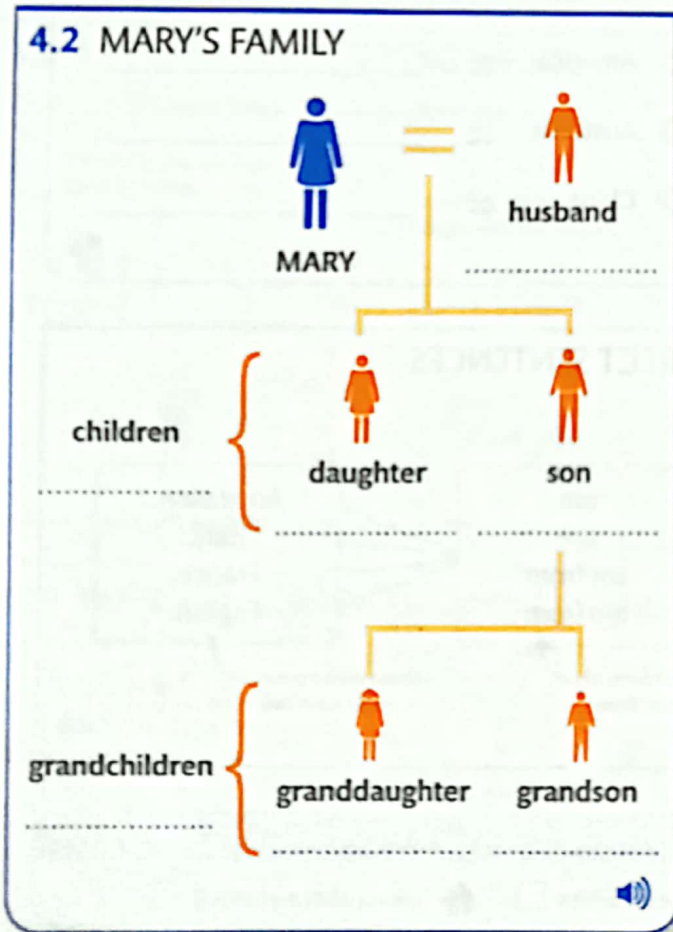
- "To be" with ages and nationalities
 Aa Numbers and nationalities
 Talking about yourself

04 Vocabulary

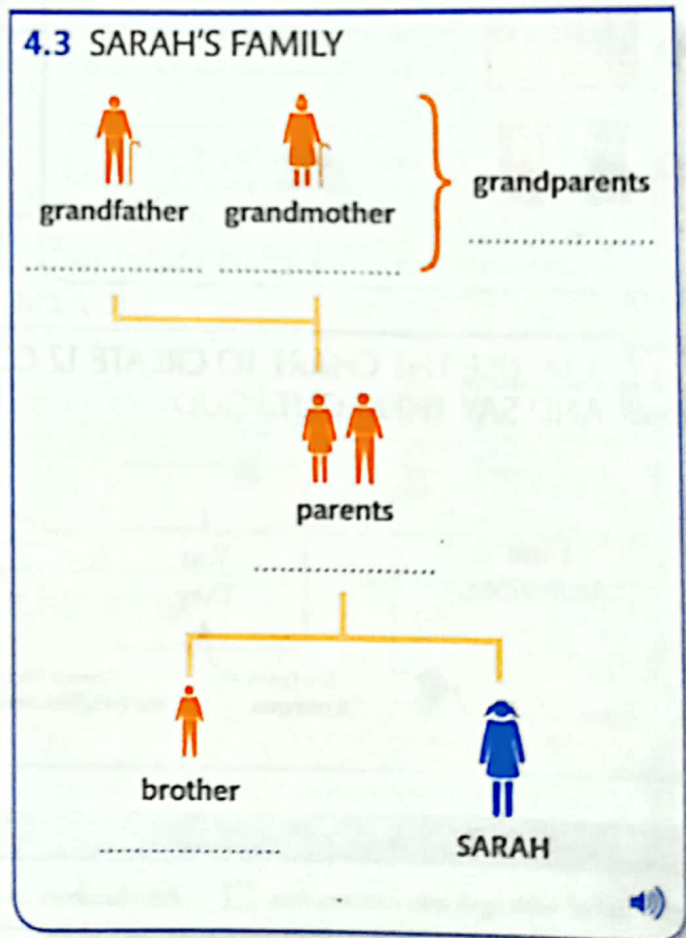
4.1 PABLO'S FAMILY



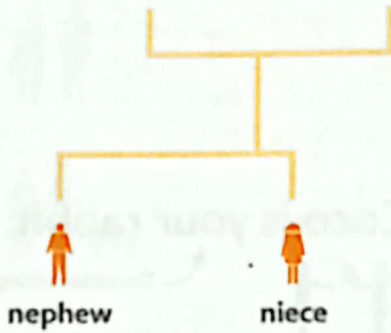
4.2 MARY'S FAMILY



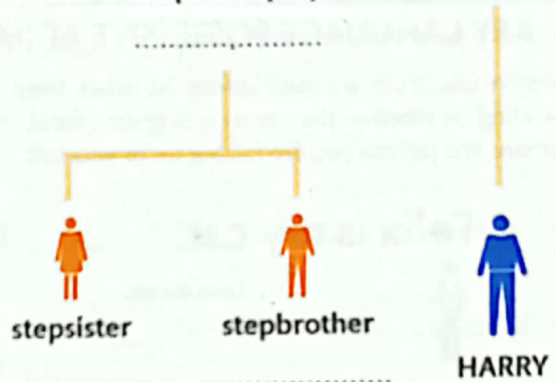
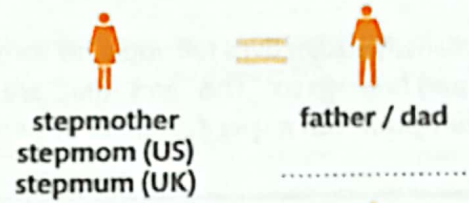
4.3 SARAH'S FAMILY



4.4 DAN'S FAMILY



4.5 HARRY'S FAMILY



4.6 PETS AND DOMESTIC ANIMALS



05 Things you have

Possessive adjectives tell you who something (such as a pet) belongs to. "This" and "that" are determiners. They point out a specific object or person.

- New language** Possessive adjectives; "this" and "that"
- Aa Vocabulary** Animals and family
- New skill** Talking about who things belong to

5.1 KEY LANGUAGE POSSESSIVE ADJECTIVES

Possessive adjectives are used before the noun. They change depending on whether the owner is singular, plural, male or female, the person you are talking to, or yourself.

Felix is my cat.



I own the cat.

Coco is your rabbit.



The rabbit belongs to you.

Buster is her dog.



The dog belongs to a woman.

Polly is his parrot.



The parrot belongs to a man.

Rachel is our daughter.



We are her parents.

John is their son.



They are his parents.



5.2 HOW TO FORM POSSESSIVE ADJECTIVES

I	you	he	she	it	we	they
↓	↓	↓	↓	↓	↓	↓
my	your	his	her	its	our	their
↓	↓	↓	↓	↓	↓	↓
my cat	your rabbit	his wife	her sister	its ball	our horse	their son



Aa

5.3 MATCH THE PICTURES TO THE PHRASES



their sheep



my cat



your horse



our fish



his dog



its bone



5.4 FILL IN THE GAPS USING THE CORRECT POSSESSIVE ADJECTIVES

Her (She) name is Mary.

- 1 Bingo is _____ (I) dog.
- 2 _____ (She) aunt is called Goldie.
- 3 _____ (I) cat eats fish.
- 4 _____ (They) rabbit lives in the backyard.
- 5 _____ (We) parrot is from Colombia.
- 6 _____ (He) wife is called Henrietta.
- 7 _____ (They) dog is 10 years old.
- 8 _____ (We) aunt lives on a farm in Ohio.
- 9 Here is _____ (it) ball.



5.5 REWRITE THE SENTENCES, CORRECTING THE ERRORS

Nick **are** my brother.

Nick is my brother.

1 Daisy **are** her mother.

2 John **am** our cousin.

3 Farida **are** their sister.

4 They **is** his grandparents.

5 I **are** Daisy's daughter.

6 Duke **am** our dog.

7 It **am** our horse.

8 You **is** my friend.



5.6 KEY LANGUAGE "THIS" AND "THAT"

"This" and "that" are called determiners. They point out a specific object you want to talk about. Use "this" for something close to you. Use "that" for something farther away.



This is my dog.

The dog is close to you.



That is my dog.

The dog is farther away from you.



5.7 FURTHER EXAMPLES "THIS" AND "THAT"

This is your rabbit.



This is her horse.



This is its bed.



That is your rabbit.



That is her horse.



That is its bed.



5.8 FILL IN THE GAPS WITH "THIS" OR "THAT"



That is my dog.



1



_____ is their pig.



2



_____ is her horse.

3



_____ is his cow.

4



_____ is our rabbit.



5



_____ is your fish.





5.9 REWRITE THE SENTENCES, PUTTING THE WORDS IN THE CORRECT ORDER

is horse. This his

This is his horse.

3 cow. their is That

1 their Lily is sister.

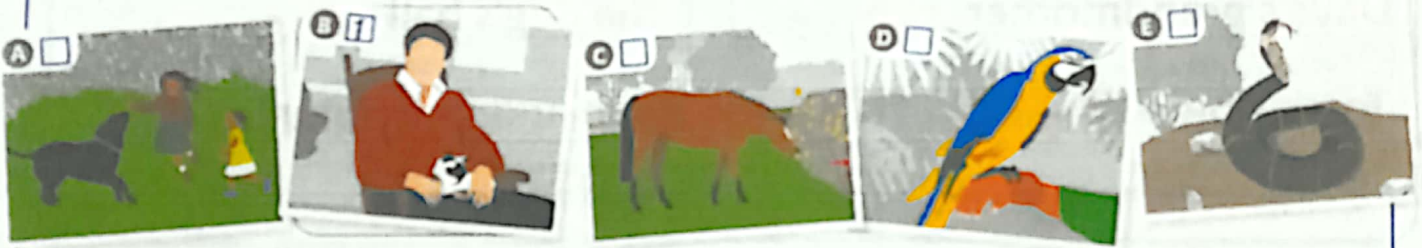
4 is ball. your This

2 son old. 12 is years Our

5 called Her Caspar. father is



5.10 LISTEN TO THE AUDIO, THEN NUMBER THE IMAGES IN THE ORDER THEY ARE DESCRIBED



5.11 USE THE CHART TO CREATE 12 CORRECT SENTENCES AND SAY THEM OUT LOUD

This is my cat.

This
That

Start with a determiner.

is

Choose a possessive adjective.

my
her
their

cat.
parrot.

Finish with a noun.



05 CHECKLIST

⚙️ Possessive adjectives; "this" and "that"

Aa Animals and family

👤 Talking about who things belong to

06 Using apostrophes

In English, you can use apostrophes (') to show belonging. You can use them to show who owns something, such as a pet, and to talk about your family.

- New language** Possessive apostrophe
- Vocabulary** Family and pets
- New skill** Talking about belonging

6.1 KEY LANGUAGE APOSTROPHE WITH "S"

Add an apostrophe and the letter "s" to the end of a singular noun to show that what comes after the noun belongs to it.

the mother of Lizzie
↓
Lizzie's mother


This form is correct in English, but it is not normally used.

This is a common way of talking about belonging.


An apostrophe with an "s" shows ownership.



6.2 FURTHER EXAMPLES APOSTROPHE WITH "S"

Dave's grandmother 

The dog's ball 

Tess's dog 

Juan and Beth's parrot 

This can also be written Tess'.

If something belongs to more than one noun, only add "-s" to the last one.



6.3 REWRITE THE PHRASES USING AN APOSTROPHE PLUS "S"

The daughter of Kevin = Kevin's daughter

- 1 The son of Ben = _____
- 2 The cat of Sam and Ayshah = _____
- 3 The house of Debbie = _____
- 4 The car of Marco and Kate = _____
- 5 The grandchild of Elsa = _____
- 6 The parrot of Beth = _____



6.4 LISTEN TO THE AUDIO AND MATCH THE PAIRS

Edith is  Ben's mother.

1 Lucas is  Ben's grandmother.

2 Lily is  Ben's son.

3 Noah is  Ben's sister.

4 Grace is  Ben's brother.

5 Alex is  Ben's father.

6.5 KEY LANGUAGE APOSTROPHES AND PLURAL NOUNS

To show belonging with a plural noun, just add an apostrophe with no "s."

Ginger is my **parents'** cat.

Plural nouns use an apostrophe with no "s."



6.6 FURTHER EXAMPLES APOSTROPHES AND PLURAL NOUNS

This is my **cousins'** rabbit.



Rex is her **brothers'** dog.



That is his **grandparents'** house.



Polly is our **children's** parrot.



For plural nouns that don't end "s," you should still add "-s."



6.7 REWRITE PUTTING THE WORDS IN THE CORRECT ORDER

uncle. Kevin Sharon's is

Kevin is Sharon's uncle.

1 Skanda's is wife. Angela

2 snake. is my cousins' That

3 Sue aunt. Ella and Mark's is

4 is John's cat. Ginger



6.8 SAY THE SENTENCES OUT LOUD, FILLING IN THE GAPS

Edith is Ben's (Ben) grandmother.



1 Kathy is _____ (Dave) aunt.



2 Rex is _____ (Noah and Pat) dog.



3 This is _____ (her cousins) house.



4 Felix is _____ (the children) cat.



06 CHECKLIST

Possessive apostrophe



Aa Family and pets

Talking about belonging

08

Talking about your things

You use "these" and "those" when you are referring to more than one thing. To show who owns a thing, you can use determiners or possessive pronouns.

-  **New language** "These" and "those"
- Aa Vocabulary** Possessions
-  **New skill** Using determiners and pronouns

8.1 KEY LANGUAGE USING "THESE" AND "THOSE"

Use "this" for something near you.



This is my bag.

Use "that" for something far from you.



That is my bag.

"These" is the plural of "this."



These are my bags.

"Those" is the plural of "that."



Those are my bags.

Use "these" and "those" for contrast, too. "These" things belong to one person.



These are my bags and those are your bags.

"Those" things belong to another person.





8.2 CROSS OUT THE INCORRECT WORD IN EACH SENTENCE

This / ~~These~~ is my bag.

- 1 This / These are Diego's keys.
- 2 This / These is Olivia's purse.
- 3 That / Those are my books.
- 4 This / These are my pencils.
- 5 That / Those is Anna's sandwich.
- 6 Those / That is Malik's phone.



8.3 WRITE EACH SENTENCE IN ITS OTHER FORM

This is my book. These are my books.

1 _____ Those are his apples.

2 That is her pen. _____

3 _____ Those are my rings.

4 This is our key. _____

5 _____ Those are his brothers.

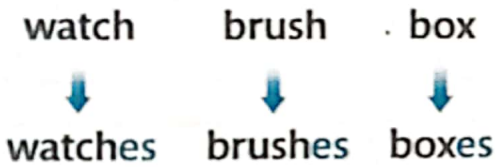
6 This is my pencil. _____

8.4 VOCABULARY SPELLING RULES FOR PLURALS

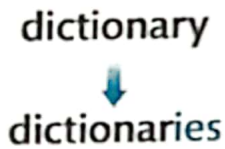
For most nouns, to make the plural you add "s."



For nouns ending in "x," "ch," and "sh," you add "es."



For nouns ending in a consonant followed by a "y," drop the "y" and add "ies."



Aa

8.5 FIND EIGHT PLURALS IN THE GRID AND WRITE THEM IN GROUPS



"S" PLURALS:

- 1 apples
- 2 _____
- 3 _____

"ES" PLURALS:

- 4 _____
- 5 _____
- 6 _____


"IES" PLURALS:

- 7 _____
- 8 _____



Aa

8.6 WRITE A PLURAL TO DESCRIBE EACH PICTURE



3



6



1



4



7



2



5



8





8.7 KEY LANGUAGE DETERMINERS AND PRONOUNS

You can use determiners or possessive pronouns to explain who owns something.

The determiner comes before the noun.

These are **my** books.



These books are **mine**.

The noun comes before the verb.

The possessive pronoun is used after the verb.



8.8 HOW TO FORM

DETERMINERS	PRONOUNS
my	mine
your	yours
his	his
her	hers
its	its
our	ours
their	theirs

8.9 FILL IN THE GAPS TO WRITE EACH SENTENCE TWO OTHER WAYS

These are Aman's books.

These are his books.

These books are his.

① This is Leesa's laptop.

② Those are Una and Ben's keys.

③ These are Jo's and my passports.

④ That is John's brush.

8.10 LISTEN TO THE AUDIO, THEN WRITE EACH NOUN IN THE CORRECT GROUP



Tom and Sarah are packing their bags and getting ready to go to work.

TOM'S BAG

sandwiches

SARAH'S BAG

sandwiches ID card

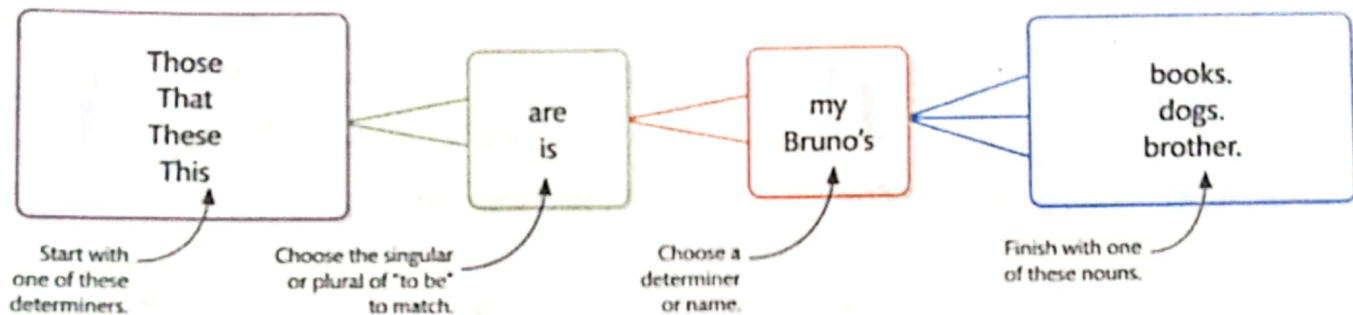
purse books

chocolate bar brush

cell phone notebook

8.11 USE THE CHART TO CREATE 12 CORRECT SENTENCES AND SAY THEM OUT LOUD

Those are my books.



08 CHECKLIST

⚙️ "These" and "those"

Aa Possessions




🔗 Using determiners and pronouns

🔄 REVIEW THE ENGLISH YOU HAVE LEARNED IN UNITS 01-08

NEW LANGUAGE	SAMPLE SENTENCE	☑	UNIT
INTRODUCING YOURSELF	Hello! I am Joe. My name is Joe.	<input type="checkbox"/>	1.1
HOW OLD ARE YOU?	I'm 25 years old.	<input type="checkbox"/>	3.1
POSSESSIVE ADJECTIVES	Felix is my cat. Coco is your rabbit.	<input type="checkbox"/>	5.1
APOSTROPHE WITH "S"	Lizzie's mother. Ginger is my parents' cat.	<input type="checkbox"/>	6.1, 6.5
"THIS," "THAT," "THESE," AND "THOSE"	This is my dog. That is my dog. These are my bags and those are your bags.	<input type="checkbox"/>	5.6, 8.1
DETERMINERS AND PRONOUNS	These are my books. These books are mine.	<input type="checkbox"/>	8.7


10 Talking about your job

You can use the verb "to be" to describe your job. The verb "to work" can give more information about where you work and who you work with.


-  **New language** Using "I am" for your job
-  **Vocabulary** Jobs and workplaces
-  **New skill** Describing your job

10.1 KEY LANGUAGE YOUR JOB

Use "to be" before the job noun.
Use "a" before a noun beginning with a consonant.
You can use contractions for these statements.

I am } a police officer. 
I'm }


Use "an" before a noun beginning with a vowel.

He is an engineer. 

There is no article before a plural.

They are scientists. 

10.2 FILL IN THE GAPS WITH THE CORRECT VERB AND ARTICLE

 I _____ ~~am an~~ _____ engineer.

①  You _____ doctor.

②  She _____ farmer.

③  They _____ teachers.

④  We _____ nurses.

⑤  I _____ actor.

⑥  She _____ chef.

10.3 CROSS OUT THE INCORRECT WORD IN EACH SENTENCE

They are / ~~is~~ farmers.

① You are / is a driver.

② I am / is a mechanic.

③ He is / are a vet.

④ We am / are sales assistants.

⑤ They is / are businesswomen.

⑥ She is / are a waitress.

⑦ We is / are receptionists.

⑧ She is / are a gardener.

10.4 VOCABULARY WORKPLACES



farm



office



theater (US)
theatre (UK)



school



laboratory



restaurant



construction site



hospital



Aa

10.5 MATCH THE JOBS TO THE WORKPLACES

	businessman	farm
①	nurse	restaurant
②	farmer	office
③	scientist	hospital
④	waiter	laboratory
⑤	teacher	construction site
⑥	builder	school
⑦	doctor	theater
⑧	actor	restaurant
⑨	chef	hospital



10.6 KEY LANGUAGE INSIDE / OUTSIDE

Use "inside" for jobs in buildings.



A scientist works **inside**.

Use "outside" for jobs in the open air.



A farmer works **outside**.



Aa

10.7 MARK THE CORRECT ANSWERS

A hairdresser works outside. True False

① A driver works outside. True False


② A chef works outside. True False

③ A doctor works inside. True False

④ A gardener works outside. True False

10.8 KEY LANGUAGE USING "WORK IN" AND "WORK ON"

Use "work in" for the locations of most jobs.

I **work in** a hospital. 

I **work on** a farm.  I **work on** construction sites. 

Use "work on" for farms and construction sites.



10.9 LISTEN TO THE AUDIO AND NUMBER THE IMAGES IN THE ORDER THEY ARE DESCRIBED



10.10 WRITE TWO SENTENCES TO DESCRIBE EACH PICTURE



Tom is a farmer.
He works on a farm.



⑦ We _____



④ He _____



① She _____



③ You _____



⑤ Chloe _____



10.11 KEY LANGUAGE "WORK WITH"



I **work with** animals.

Use "work with" followed by a noun that relates to your job.



10.12 VOCABULARY "WORK WITH"



animals



children



patients



plants



food



people



10.13 LISTEN TO THE AUDIO AND MATCH THE PEOPLE TO THEIR JOBS



Noah's sister

1



Noah

2



Noah's brother

3



Noah's mother

4



Noah's father

10.14 SAY THE SENTENCES OUT LOUD, FILLING IN THE GAPS

Lucy ~~is a~~ gardener. She works with plants.

3 Mat _____ mechanic. _____ cars.

1 Selma _____ chef. _____ food.

4 Ana _____ vet. _____ animals.

2 Max _____ nurse. _____ patients.

5 Jazmin _____ judge. _____ people.

10 CHECKLIST

Using "I am" for your job

Aa Jobs and workplaces

Describing your job